

FALL 2013

Student Opinion Survey Report

The Office of Institutional Effectiveness

11/14/2013

SUMMARY/ABSTRACT

RSTC Office of Institutional Effectiveness conducted the Fall 2013 Student Opinion Survey (SOS) beginning on September 19, 2013 through October 3, 2013. The SOS was available online and could be accessed through the RSTC website or by email link. All RSTC students were invited to participate in the 10-question survey. Largely, twenty-five percent of enrolled students participated in the assessment.

RESULTS/FOLLOW-UP

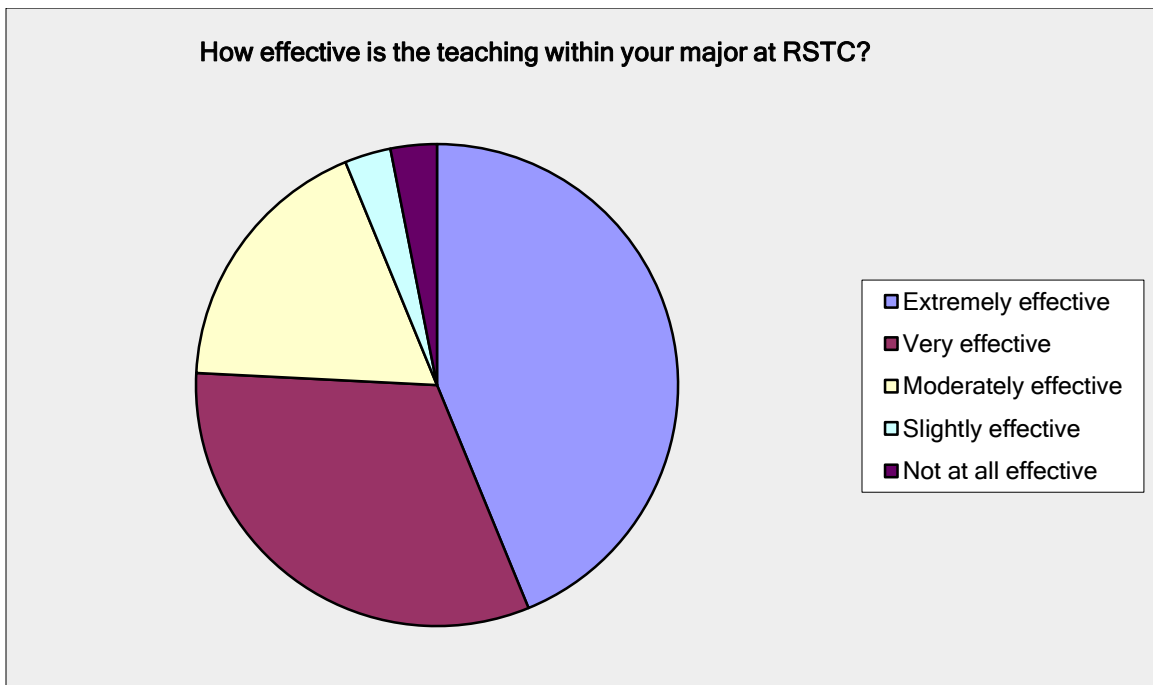
A vast majority of RSTC students stated they were satisfied with the education, service and resources offered at the college. As the college move forward in strategic planning and continuous improvement, the Office of Institutional Effectiveness plans to work with the college's placement office and library staff to enhance services offered in these areas. Although the placement office and the college's library system received an overall approval rating from students, institutionally, graduates and current students would benefit from an increase in services offered by these departments. Enhancement plans for placement and library services will be discussed at the College's Annual and Bi-annual Strategic Planning meetings. Additionally, the Office of Institutional Effectiveness plans to work with college's administrators, faculty and staff to increase results in all areas that received moderate satisfaction ratings within the 20 percentile range. The office of Institutional Effectiveness anticipates a five percent increase in all areas surveyed by fall 2014.

The following pages illustrate survey summary results for each question.

Results and Graphical Illustrations

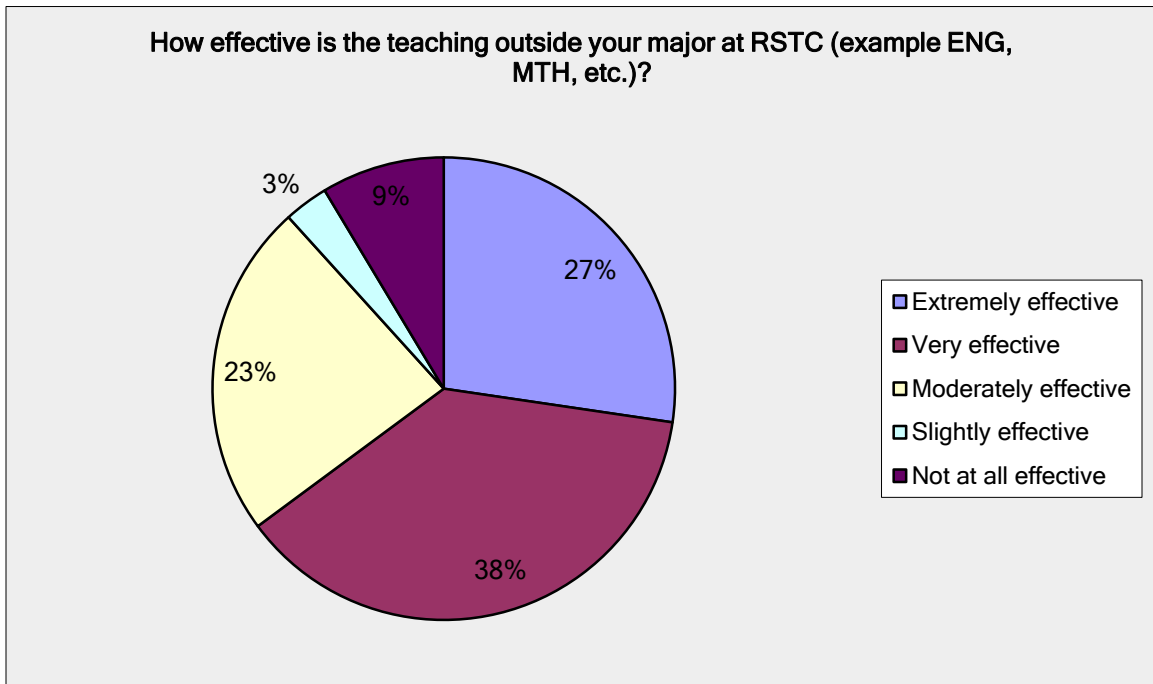
Fall 2013 RSTC Student Opinion Survey

How effective is the teaching within your major at RSTC?		
Answer Options	Response Percent	Response Count
Extremely effective	43.8%	56
Very effective	32.0%	41
Moderately effective	18.0%	23
Slightly effective	3.1%	4
Not at all effective	3.1%	4
<i>answered question</i>		128
<i>skipped question</i>		1



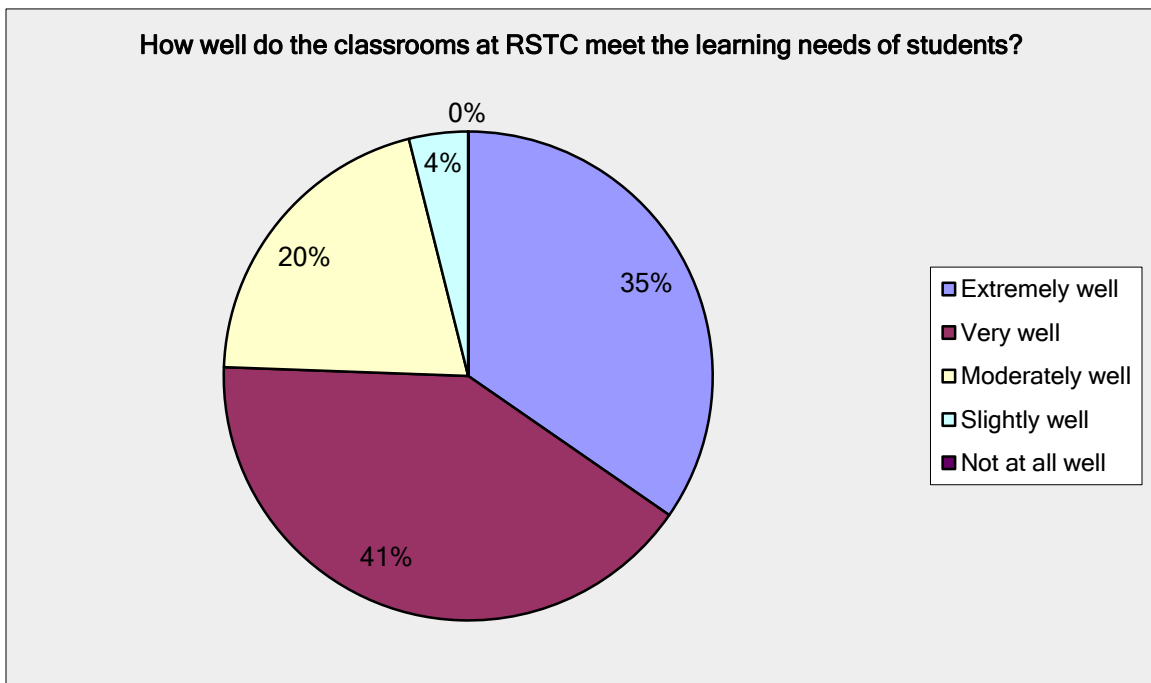
Fall 2013 RSTC Student Opinion Survey (Q2)

How effective is the teaching outside your major at RSTC (example ENG, MTH, etc.)?		
Answer Options	Response Percent	Response Count
Extremely effective	27.3%	35
Very effective	37.5%	48
Moderately effective	23.4%	30
Slightly effective	3.1%	4
Not at all effective	8.6%	11
<i>answered question</i>		128
<i>skipped question</i>		1



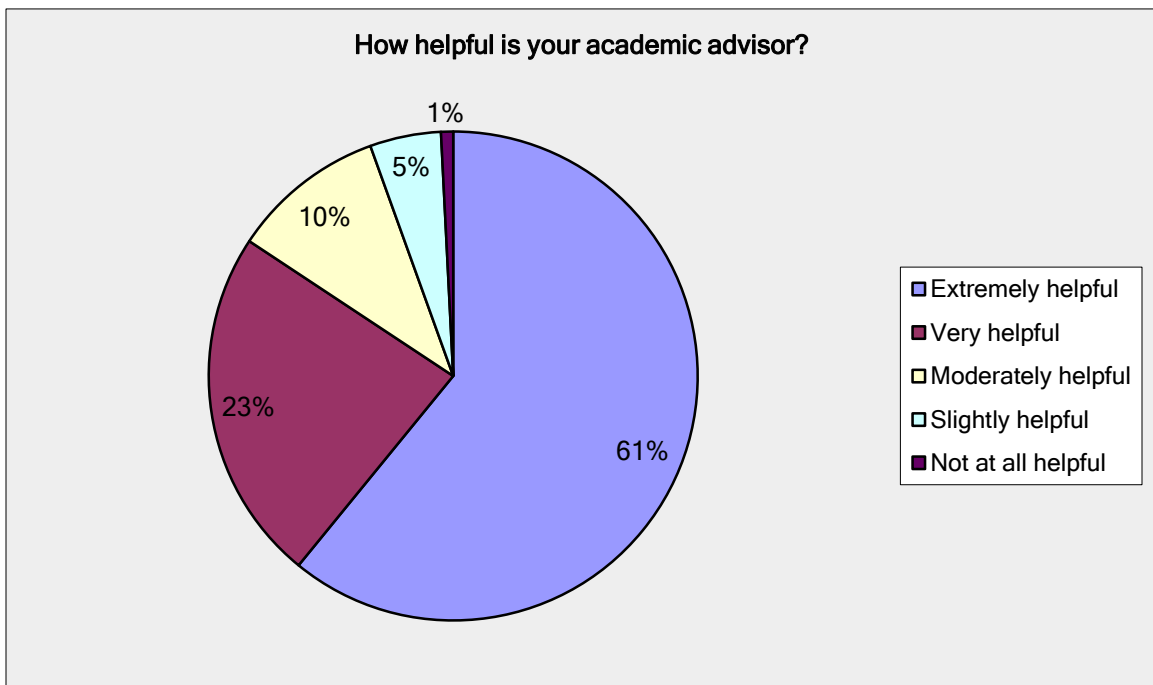
Fall 2013 RSTC Student Opinion Survey (Q3)

How well do the classrooms at RSTC meet the learning needs of students?		
Answer Options	Response Percent	Response Count
Extremely well	34.6%	44
Very well	40.9%	52
Moderately well	20.5%	26
Slightly well	3.9%	5
Not at all well	0.0%	0
<i>answered question</i>		127
<i>skipped question</i>		2



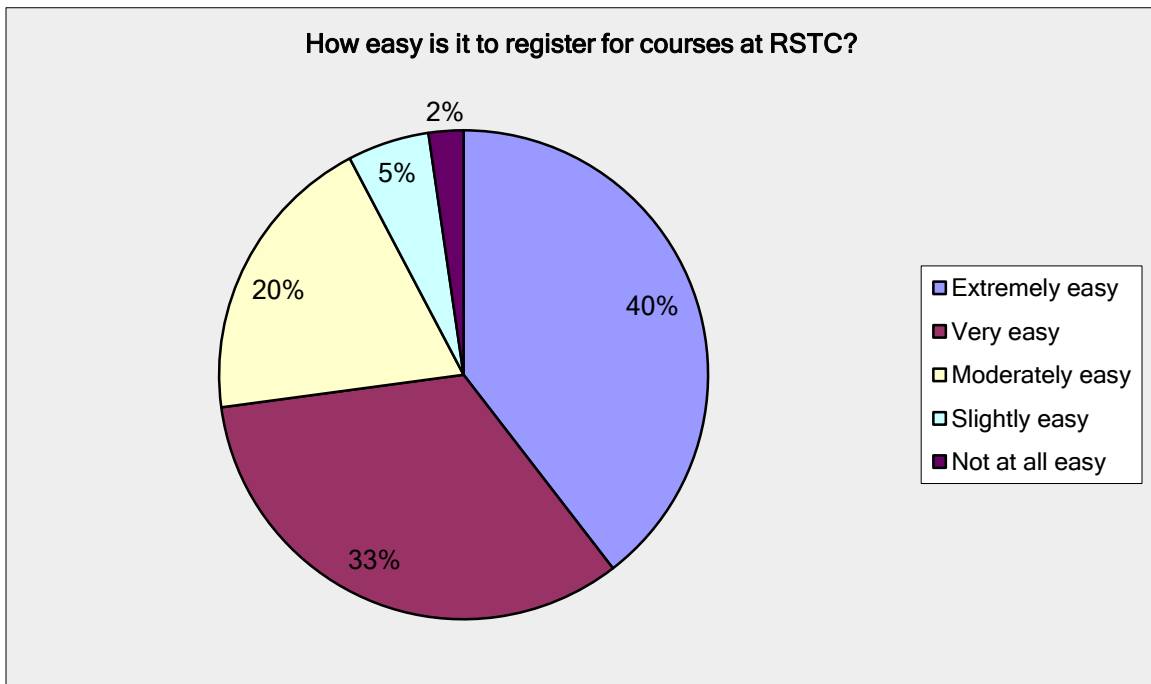
Fall 2013 RSTC Student Opinion Survey (Q4)

How helpful is your academic advisor?		
Answer Options	Response Percent	Response Count
Extremely helpful	60.9%	78
Very helpful	23.4%	30
Moderately helpful	10.2%	13
Slightly helpful	4.7%	6
Not at all helpful	0.8%	1
<i>answered question</i>		128
<i>skipped question</i>		1



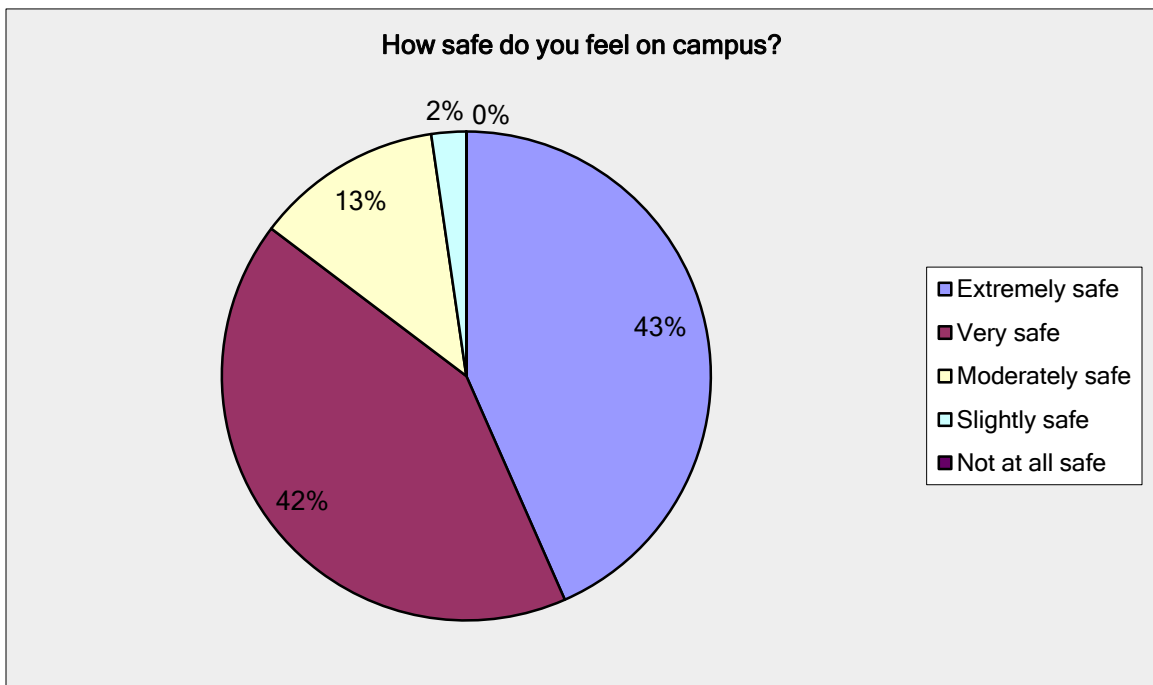
Fall 2013 RSTC Student Opinion Survey (Q5)

How easy is it to register for courses at RSTC?		
Answer Options	Response Percent	Response Count
Extremely easy	39.5%	51
Very easy	33.3%	43
Moderately easy	19.4%	25
Slightly easy	5.4%	7
Not at all easy	2.3%	3
<i>answered question</i>		129
<i>skipped question</i>		0



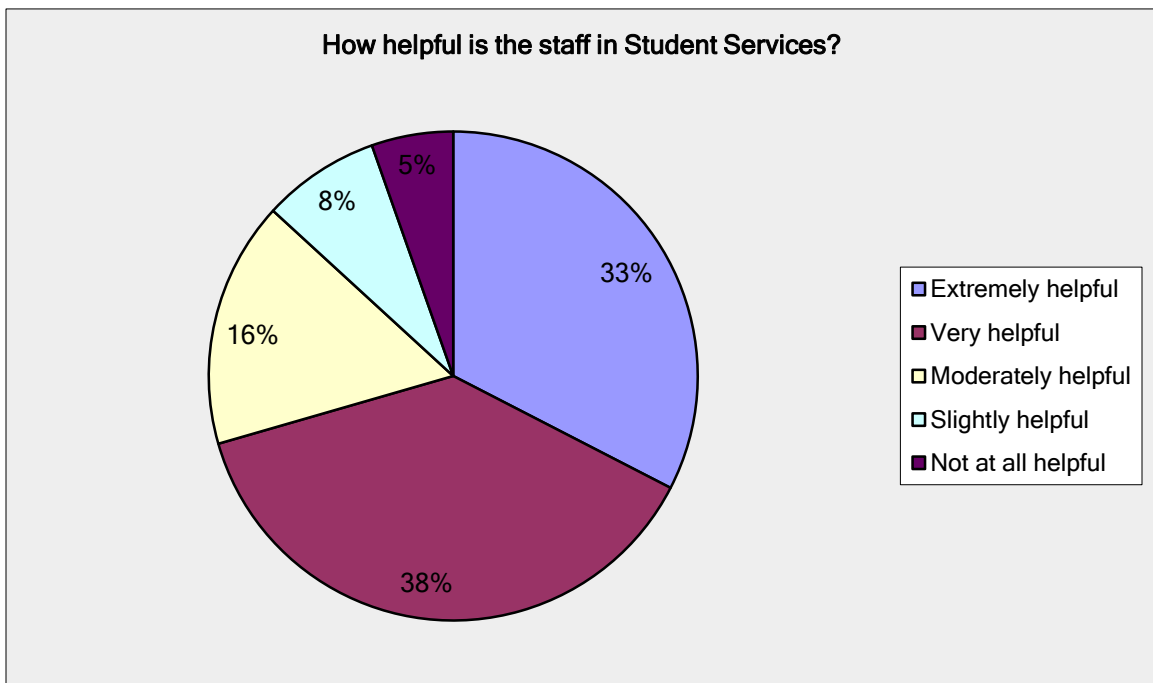
Fall 2013 RSTC Student Opinion Survey (Q6)

How safe do you feel on campus?		
Answer Options	Response Percent	Response Count
Extremely safe	43.4%	56
Very safe	41.9%	54
Moderately safe	12.4%	16
Slightly safe	2.3%	3
Not at all safe	0.0%	
<i>answered question</i>		129
<i>skipped question</i>		0



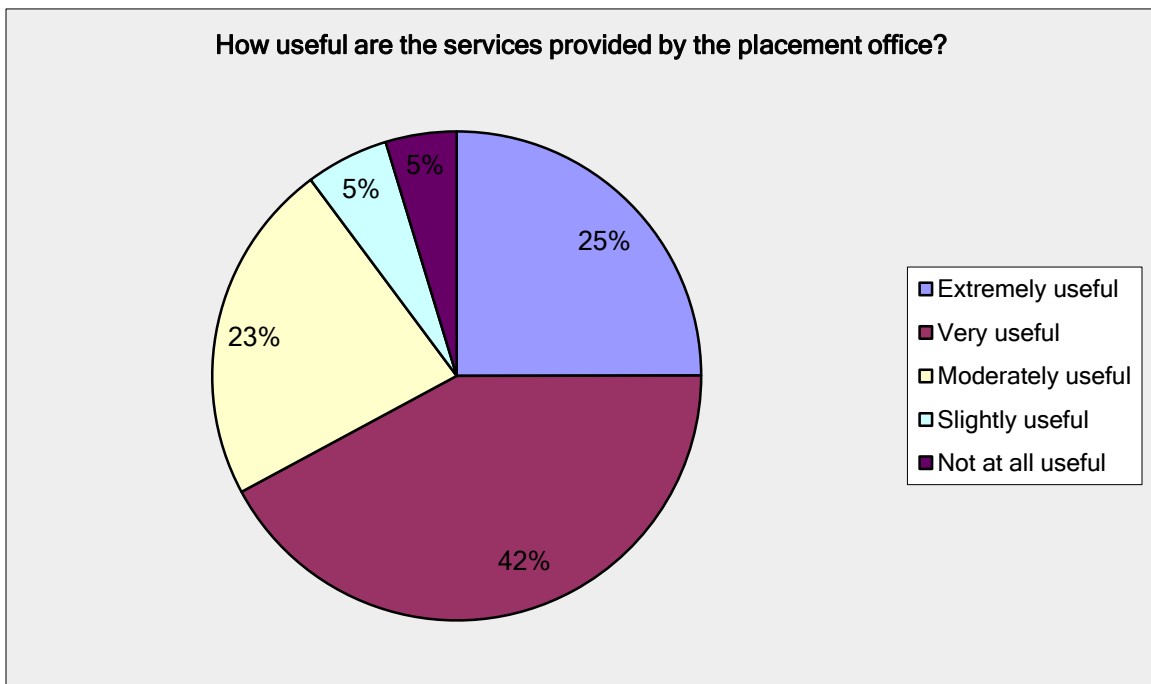
Fall 2013 RSTC Student Opinion Survey (Q7)

How helpful is the staff in Student Services?		
Answer Options	Response Percent	Response Count
Extremely helpful	32.6%	42
Very helpful	38.0%	49
Moderately helpful	16.3%	21
Slightly helpful	7.8%	10
Not at all helpful	5.4%	7
<i>answered question</i>		129
<i>skipped question</i>		0



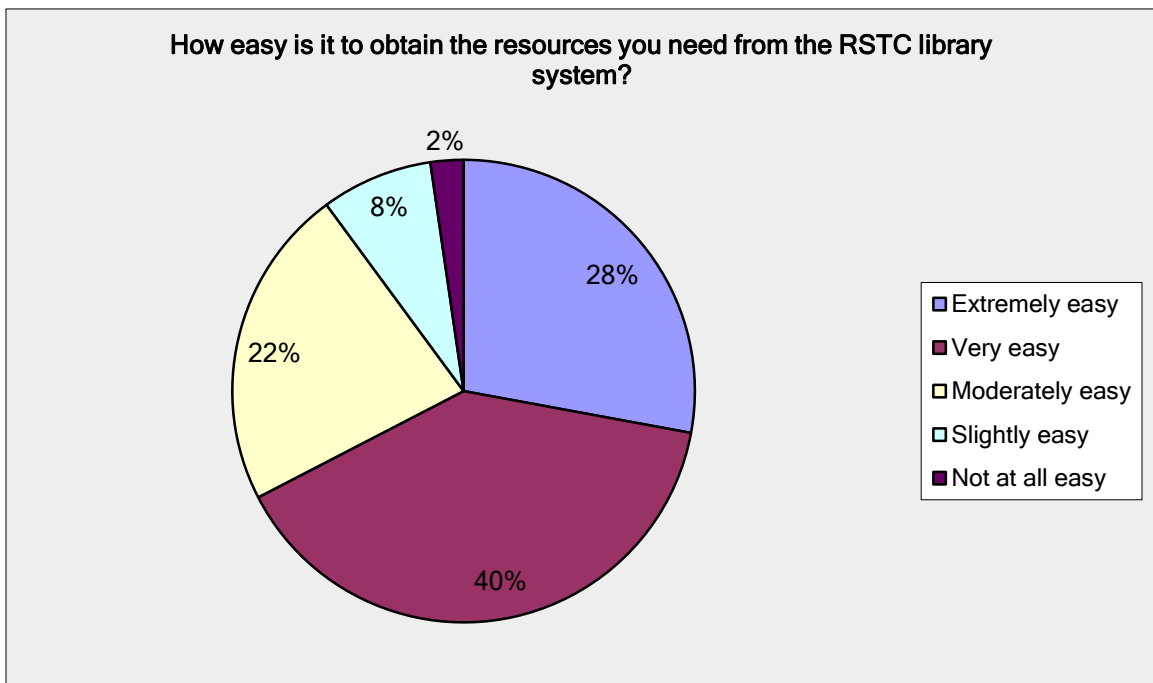
Fall 2013 RSTC Student Opinion Survey (Q8)

How useful are the services provided by the placement office?		
Answer Options	Response Percent	Response Count
Extremely useful	25.0%	32
Very useful	42.2%	54
Moderately useful	22.7%	29
Slightly useful	5.5%	7
Not at all useful	4.7%	6
<i>answered question</i>		128
<i>skipped question</i>		1



Fall 2013 RSTC Student Opinion Survey (Q9)

How easy is it to obtain the resources you need from the RSTC library system?		
Answer Options	Response Percent	Response Count
Extremely easy	27.9%	36
Very easy	39.5%	51
Moderately easy	22.5%	29
Slightly easy	7.8%	10
Not at all easy	2.3%	3
<i>answered question</i>		129
<i>skipped question</i>		0



Fall 2013 RSTC Student Opinion Survey (Q10)

Overall, are you satisfied with your experience at RSTC, neither satisfied nor dissatisfied with it, or dissatisfied with it?

Answer Options	Response Percent	Response Count
Extremely satisfied	53.5%	69
Moderately satisfied	30.2%	39
Slightly satisfied	3.9%	5
Neither satisfied nor dissatisfied	5.4%	7
Slightly dissatisfied	3.1%	4
Moderately dissatisfied	2.3%	3
Extremely dissatisfied	1.6%	2
<i>answered question</i>		129
<i>skipped question</i>		0

